




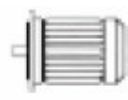

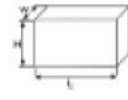

DOUBLE AXIS COPYING ROUTER HYLXF2-300*100



Features

- Used for hole and slot routing.
- Features Pneumatic Clamping,
- High Speed Milling and Atomized Cooling.

TECHNICAL PARAMETERS

 Power Supply	 Air Pressure	 Air Consumption	 Input Power	 Copy Range	 Overall Dimensions	 Weight
380v/ 50Hz	0.4~0.6 (Mpa)	30L/min	1.85kW	Vertical: 90 x 290 mm Horizontal: 300 x 100 mm	1000 x 1150 x 1500 mm	250 kg