

DOUBLE MITRE SAW HYLJ2-3700






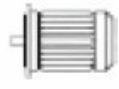



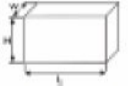

Features

- Used for Aluminium and PVC Door and Window Profile and Curtain Wall Profile cutting.
- Digital Measuring device
- Two saw blades can change the angle to accurately cut any angle between 45° and 135°.
- Feeding system employs Linear Guide Rail Pair.
- Air-liquid damping cylinder ensures even and stable blade feeding

Precision

- Repetition on angle : $\pm 7'$
- Verticality of cutting surface: 0.1/100 mm
- Planeness of cutting surface: 0.05 mm
- Roughness of cutting surface: $\leq 12.5\text{mm}$

TECHNICAL PARAMETERS

								
Power Supply	Air Pressure	Air Consumption	Input Power	Angle	Cutting	Saw Blade Diameter	Overall Dimensions	Weight
380v/ 50Hz	0.4~0.6 (Mpa)	100L/min	3.55kW	135°~90° ~45°	Height: 200mm Width:120mm Length: 450~3700mm	Φ 450 mm	4500 x 1100 x 1400 mm	1080 kg