








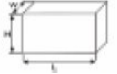
WASHING-DRYING MACHINE HYBXW1600A



Features

- The machine is designed for washing glass with the thickness of 3-12mm
- Frequency conversion speed regulator, recycled water, hot and cold air jets.

TECHNICAL PARAMETERS

 Power supply	 Working Speed	 Glass Thickness	 Max. Glass Size	 Min. Glass Size	 Installed Power	 Weight	 Dimensions
380v/50Hz	1-5(m/Min)	3-12 (mm)	1600x2000 mm	450x450 mm	18.08 kW	3000kg	4050x2350 x 1200mm