



EAGLE ALUMINIUM

Product Guide

Innovation
Function
Performance



Windows



Doors



Showers



Flyscreens



Security



Louvres

Version 2

about **US**



EAGLE
ALUMINIUM

COMPANY OVERVIEW

Established in 1995, National Glass Distribution is a major player in the South African Glass and Aluminium Industry with regular exports into Africa.

The business is led by Managing Director Belinda Louw, daughter of Founder Anthony Adler.

Eagle Aluminium forms part of the National Glass Distribution product mix which offers an extensive range of residential and commercial windows, doors, showers and flyscreens.

Products

EAGLE WINDOWS

Top Hung | Side Hung | Fixed | Horizontal Sliding | Vertical Sliding | Vista | Duo Fold

EAGLE DOORS

Patio | Renaissance | Quad | Horizon | Premier | Vista | Duo Fold | Hinged | Pivot | Swing

EAGLE SHOWERS

Pivot | Pentagonal | Tri-slider | Corner Entry | Return Panels | Bath Screens | Frameless Glass

EAGLE FLYSCREENS

Retractable | Sliding

EAGLE SECURITY

Secura Glide Retractable | Secura Glide Fixed | Barrier Screens

EAGLE LOUVRES

Y-Louvres | Z-Louvres | Ellipsoid

Home Owner

We will gladly assist you with any technical enquiries regarding our products and facilitate a smooth handover to our agents or preferred installers who will provide quotations based on your requirements.



Unfortunately we do not supply directly to the public.

Customer

Our customers are businesses who derive their major source of income trading in glass and aluminium products.

We offer technical and design assistance with our Competent Person (Glazing), MSAGI - Candidates and AAAMSA approved SAFIERA simulators. Promoting the various industry associations we ensure that you are informed of the latest regulations and legal requirements for the Glass and Aluminium Industry.



Industry Professional

Our Competent Person's (Glazing), MSAGI - Candidates, in-house architect and AAAMSA approved SAFIERA accredited simulators can assist your project team from initial design, ensuring that the correct configuration of glass and aluminium is specified to meet the various National Building Regulations.

We will also facilitate a handover to our agents or preferred installers who will assist with quotations for the supply and installation of our products.



OPERATIONAL LEADERSHIP CONTACTS



BELINDA LOUW

Managing Director
CA(SA) and MSAGI - Candidate

📞 +27 83 656 7755
✉️ blouw@natglass.co.za



FRANCOIS VILJOEN

Technical Director
MSAGI - Candidate

📞 +27 83 651 6859
✉️ fviljoen@natglass.co.za



NIC KRUGER

Sales Director
Competent Person (Glazing)

📞 +27 83 225 9924
✉️ nkruger@natglass.co.za



ALWYN GOUWS

Operations Director
MSAGI - Candidate

📞 +27 83 651 5288
✉️ agouws@natglass.co.za

Key Points

Eagle Aluminium prides itself on precision engineering and is able to supply detailed technical drawings for all of its products.

Our windows and doors are designed to meet the performance standards set by the industry in accordance to SANS 613.

Products are glazed according to SANS 10137 and SANS 10400-N which comply with the National Building Regulations.

All safety glass in our products is manufactured and tested in accordance to SANS 1263-1.

SANS 613 Rating:

A1	1000 Pascal (Pa)
A2	1500 Pascal (Pa)
A3	2000 Pascal (Pa)

SIG Units (Double Glazing)

Eagle Aluminium manufactures SIG (double glazed) units ensuring consistent quality control throughout this critical process.

Our SIG's are manufactured using a warm edge flexible spacer as opposed to aluminium. This limits the number of joints (potential leaks) to just one.

Warm edge spacers outperform aluminium spacers with a lower U-value.

Benefits of our Eagle Aluminium products with SIG:

- Improved sound reduction
- Improved security
- Improved thermal insulation and solar control
- Improved U-value

Colour

Eagle Aluminium products are available in the 4 standard finishes listed below.



Natural Anodised
Limited Offering



White Powder Coated
Gloss



Bronze Powder Coated
Matt



Charcoal Powder Coated
Matt

Colour for illustrative purposes only.

We can supply non-standard colours to meet your requirements.



➤ Energy Efficiency Go 4 Green Range

Eagle Aluminium's in-house thermal simulators have developed the Premier Green Safety and Energy Efficient Range.

These represent our best energy efficient fenestration products meeting the increasingly sophisticated requirements of local municipalities in terms of SANS 204 (Energy in Buildings).

➤ Custom Designs

Our in-house design team will prepare a full set of drawings ensuring all AAAMSA and National Building Regulation requirements are met.

Eagle Aluminium is dynamic and flexible with the ability to design and manufacture nonstandard products.

This brochure summarises our popular standard products.

➤ Maintenance

Eagle Aluminium products need to be appropriately cleaned and serviced to maintain functionality, warranty and extend product life.

A weak soapy solution must be used for cleaning and servicing.

Chemicals, solvents, or abrasive compounds must never be used.

A detailed **Care and Maintenance Guide** is available from www.natglass.co.za.

➤ Associations

The Aluminium and Glass Industry is governed by the Association of Architectural Aluminium Manufacturers of South Africa (AAAMSA) and the South African Glass and Glazing Association (SAGGA). National Glass Distribution is a corporate member of both.

National Glass Distribution has the largest complement of South African Glass Institute (SAGI) graduates and in-house thermal simulators in South Africa.

We have a passion for architecture and are members of the South African Institute of Architects (SAIA) and offer Continual Professional Development (CPD) accredited glazing presentations for architects.

We produce quality products which comply with industry standards and world best practice.



Exclusive to Eagle



Quad Door

In a Class of its Own

The unique **Quad Seal System** offers an exceptional air and water tight door.



Seals 4x Better

Air infiltration
Performs 81% better than the SANS 613 requirement

Features

Cisa hook lock for added **SECURITY**



Legitimate A3

We've got the certificate to prove it!
SANS 613 Certified

Exclusive to Eagle



EAGLE
ALUMINIUM

Horizon Door

Engineering Excellence

Rising above the competition this slimline *multi slider* will maximise your opening.

Price Point:

Significantly less than
Premier Door



Possibilities:

Double glazing compatible

Maximum panel sizes:

1600mm(w) x 3000mm(h) or

1800mm(w) x 2700mm(h) or

2000mm(w) x 2400mm(h)





Performance:

SANS 613 A3 certification

SABS safety glass



Sliding Door & Window Specification Summary

SPECIFICATION	SLIDING DOORS					SLIDING WINDOWS		
	Patio	Renaissance	Quad Seal	Horizon	Premier	Eagle	Horizon	Premier
Glass max thickness	6.76mm	6.76mm	6.76mm	26mm	26mm	6.76mm	26mm	26mm
Alternative handles	✗	✓	✓	✓	✓	✓	✓	✓
Height Limitation	2400mm	2700mm	2400mm	3000mm	3000mm	1200mm	1800mm	1800mm
Reversible	✓	✗	✗	✗	✗	✗	✗	✗
Multi Sliding	✗	✗	✗	✓	✓	✓	✓	✓
Cylinder Options	✓	✓	✓	✓	✓	✗	✓	✓
Lock Type	Spring Latch	Hook Lock	Hook Lock	Hook Lock	Hook Lock	Sliding Lock	Hook Lock	Hook Lock
Roller max weight	40kg	80kg	80kg	200kg	250kg	40kg	200kg	250kg
								

Specify requirements on order

A1



Patio

A solid entry level aluminium sliding door with a contemporary aesthetic appeal.

For the cost conscience customer, this product outperforms its competition by not compromising on quality.

It has more metal where it matters in respect to aluminium wall thickness reducing wind deflection.

Doors are reversible allowing you to change the direction of slide on site.

Upgrade the security features of the door by adding a night latch and cylinder.

Both our Eagle Flyscreens and sidelights complement this door.



Our lowest energy efficient value achieved:

U-value
4.636

SHGC
0.356

Renaissance

An upgrade from the Eagle Patio Door but still keeping with our aesthetically enhanced rounded profile design.

It has strong and bold interlockers catering for openings with greater height requirements.

It's wider door stile also allows for a larger range of handle options.

It is compatible with our unique sidelights and toplights.

This door comes standard with a cylinder and hook lock as a security feature.



A2



Our lowest energy efficient value achieved:

U-value
4.706

SHGC
0.355

A3



Quad Seal

The Quad Seal is an A3, SANS 613 certified, mid-range, single glazed sliding door. It offers great value, targeting discerning buyers who require a SANS certified product with specifications between our Patio & Premier Sliding Doors with exceptionally low air filtration.

It is suited for residential and light commercial applications, with an attractive contemporary look.

The name is derived from the 4 rows of weatherpile at all vertical meeting points, which significantly outperforms allowable air filtration requirements.

Adjustable stainless steel tandem rollers allow for an 80kg panel capacity which ensures a smooth and trouble free operation.



Our lowest energy efficient value achieved:

U-value
4.636

SHGC
0.356

A3



Horizon

Our Eagle Horizon Door is a SANS 613 A3 certified high-end multi slider with a slimline design.

The glazing can be installed from either side which alleviates installation challenges on multi-storey buildings delivering cost savings.

This door is capable of heights up to 3m and is compatible with SIG units making it an ideal option for those looking for energy efficient sliding door solutions.

Ultimately this door offers great value with a price tag averaging 15% less than Premier Doors without compromising on performance.



Our lowest energy efficient value achieved:

U-value
4.706

SHGC
0.355

A3



Premier

Breaking away from the rounded look this bold square profile ticks all the boxes from security to weatherproofing.

The system limitations are minimal and allow for larger glass panels.

Most door manufacturers use toughen safety glass which only minimises the risk of injury.

We use laminated safety glass which has the benefit of safety, as well as security and UV protection.

Natglass laminated safety glass cuts out 98% of UV rays protecting your fabrics and requires at least 3 blows with a 225g steel ball before gaining entry.

There is a wide range of handles available to suit this door.



Our lowest energy efficient value achieved:

U-value
4.001

SHGC
0.278

Hinged

This door is suitable for all openings where there is a width restriction.


These doors are able to open 90 degrees and 180 degrees if supplied with sidelights.

Its classic design includes a midrail dividing the glass section.

Cape Victorian designs complement any home and building that has a country, farm style look and feel.

Our doors come standard with our unique weather cill which will keep the rain at bay and protects your opening from the elements.



	Our lowest energy efficient value achieved:	
	U-value 3.555	SHGC 0.289



Pivot | Swing

Complete your entrance with an Eagle Pivot or Swing Door.

Doors can either swing free or set at any desired hold open position.

This door should be installed where the entrance opening is protected from the elements.

Strongly recommended for high traffic zones as there is no cill at finished floor level.

Let your creative flair run wild by adding a decorative handle.



Our lowest energy efficient value achieved:

U-value
3.555

SHGC
0.289




Stable

Have the best of both worlds by having a window and door all in one.

The bottom panel can either be locked onto the top to act as a complete door or with the top half open as per a traditional stable door.

This door can also be customized by adding cladding to the bottom panel.

	Our lowest energy efficient value achieved:	
	U-value 3.555	SHGC 0.289



Vista

This tough and durable sliding folding door is designed for upmarket projects.

It allows for maximum opening, as the panels fold and stack to one or two sides. It is perfect for entertainment areas or separating internal rooms.

By inserting a louvre into this system one can create an added security barrier or simply a 5 star shutter system.

The Eagle Vista is one of the few in the industry with a SANS 613 certificate.

EAGLE VISTA WINDOW OPTION AVAILABLE



Our lowest energy efficient value achieved:

U-value
3.555

SHGC
0.289



Vista Duo

Similar to the Vista, this door caters for narrower openings which may require even numbered panels.

This door has internal access only, thereby reducing the risk of any forced entry.

EAGLE VISTA DUO WINDOW OPTION AVAILABLE



Our lowest energy efficient value achieved:

U-value
3.555

SHGC
0.289



Toplights | Sidelights

These windows integrate with most door systems ensuring seamless aesthetic continuity.

They are often used for ventilation when doors are closed.

In addition they can be fitted to fill oversized openings allowing for additional light.

SABS approved safety glass is used where applicable.



Our lowest energy efficient value achieved:

U-value
4.408

SHGC
0.304



Louvres

Louvres offer security with an aesthetic appeal.

They can be incorporated within many of our window and door systems.

Our Ellipsoid is a superior louvre system that offers a robust ventilation solution.

Louvres are the preferred solution for screening or ventilation.



Fixed

Suitable where light but no ventilation is required.

Eagle will manufacture your nonstandard design and ensure that the necessary safety glass requirements are met.

We produce fixes in both casement window and shopfront profiles.

Any number of aluminium sections whether vertical (mullions) or horizontal (transoms) can be added to customise your design.



Our lowest energy efficient value achieved:

U-value
3.049

SHGC
0.356

A2



Top Hung | Side Hung

Top hung windows push upwards and outwards with the handle located on the bottom horizontal section.

Side hung windows push outwards and sideways with the handle located on the vertical section.

Defender stays come standard with our side hung windows to reduce sagging.

Windows are supplied with our unique aesthetically enhanced rounded sash.

Flat sash is readily available at no additional cost, should one want to match an existing project.

Restrictor stays can be added for additional security.



Our lowest energy efficient value achieved:

U-value
3.437

SHGC
0.330

A3



Horizontal Sliding

Eagle

Our most popular sliding window due to its favourable price point and exceptional performance.

These panels are assembled with straight cut corners creating a square contemporary look.

Horizon

Enjoys the same benefits and visual appeal as the Horizon Door.

Premier

Designed to match the Premier Door system the glass can be replaced with a louvre insert to create a 5 star shutter system.



Our lowest energy efficient value achieved:

U-value
4.001

SHGC
0.278

A3



Vertical Sliding

This window operates with spring balances for effortless operation.

Both sashes slide to allow for optimal ventilation.

Add a colonial bar and transform this window to match your country style home.

This window is aesthetically enhanced when “framed” within our Hinged or Premier Door products.



Our lowest energy efficient value achieved:

U-value
4.837

SHGC
0.595



Pivot

A shower designed with the flexibility to choose the opening direction on site.

Easily secured to the ball joint return panel which can be set at any obtuse angle allowing for installation flexibility.

Includes a specialised door drip seal and full length magnetic closing system.

All showers are manufactured with either clear or obscure SANS 1263 - 1 certified safety glass.

Available in the following colours:



Natural Anodised



White Powder Coated
Gloss



Black Powder Coated
Matt

Colour for illustrative purposes only.



Pentagonal Pivot

A reversible pivot door shower complemented by two return panels with ball joints which can be set at any obtuse angle.

All showers are manufactured with either clear or obscure SANS 1263 - 1 certified safety glass.

Available in the following colours:



Natural Anodised



White Powder Coated
Gloss



Black Powder Coated
Matt

Colour for illustrative purposes only.



Tri-Slider

A mechanically superior reversible tri-slider shower door.

Suitable for any bathroom where space is limited.

Compatible with our ball joint return panel.

This door is securely closed with a full length magnetic closing system.

All showers are manufactured with either clear or obscure SABS certified safety glass which conforms to SANS 1263 - 1.

Available in the following colours:



Natural Anodised



White Powder Coated
Gloss

Colour for illustrative purposes only.



Corner Entry

The doors slide away allowing entry at the corner.

This shower is mechanically superior to any sliding door system on the market.

The doors have a full length magnetic sealing system.

This timeless design offers excellent value for money.

All showers are manufactured with either clear or obscure SABS certified safety glass which conforms to SANS 1263 - 1.

Available in the following colours:



Natural Anodised
Limited Material



White Powder Coated
Gloss

Colour for illustrative purposes only.



Frameless

Eagle Aluminium manufactures and supplies elegant upmarket frameless glass showers.

These purpose made showers are manufactured with toughened safety glass using our SABS certified tempering furnaces.

Our hardware consists of various options like towel rails, shelves and robe hooks which is also available in black hardware.

We are able to facilitate the design of your shower and supply 3D renderings on request.

Detailed drawings give you the option to make changes prior to final manufacture.

All showers are manufactured with either clear or obscure SABS certified safety glass which conforms to SANS 1263 - 1.

Available in the following colours:



Bright Polished Silver



Matt Black

Colour for illustrative purposes only.



Bath Screen

The Eagle Bath screen is the preferred choice for any bath and shower combination.

It is an elegant substitution for a shower curtain.

This easy to install semi frameless bath screen swivels 180 degrees.

All showers are manufactured with either clear or obscure SABS certified safety glass which conforms to SANS 1263 - 1.

Available in the following colours:



Natural Anodised
Limited Material



White Powder Coated
Gloss

Colour for illustrative purposes only.



Sliding Insect Screens

Eagle Sliding Insect Screens are suitable for high traffic zones and commercial buildings.

The midrail on the flyscreen door adds to the structural integrity of the product limiting the risk of damage over time.

They are available in both vertical and horizontal sliding screens.

These products can be retrofitted as per clients requirements and are designed to cover only the opening panel.

Screens are fitted with black UV resistant fibreglass mesh netting.

Available in the following colours:



White Powder Coated
Gloss



Bronze Powder Coated
Matt



Charcoal Powder Coated
Matt

We can supply nonstandard colours to meet your requirements.

Colour for illustrative purposes only.



Retractable Insect Screens

Eagle Retractable Insect Screens offer a practical and visually appealing solution.

The modern, discreet and versatile cassette system design allows the flyscreen to fit most window and door reveals.

Screens are fitted with black UV resistant fibreglass mesh netting.

Retractable insect screens are available in both roll up or roll aside depending on the application.

Available in the following colours:



White Powder Coated
Gloss



Bronze Powder Coated
Matt



Charcoal Powder Coated
Matt

We can supply nonstandard colours to meet your requirements.

Colour for illustrative purposes only.



Eagle Secura Glide

Secure your home with an Eagle Secura Glide. Available in both fixed or sliding options.

Manufactured from aluminium, this security barrier offers incomparable value for money.

Eagle Secura Glides are fitted with a slam lock system for added security.

Benefits of the system:

- Double locking system on door applications
- Anti-twist
- Tamper-proof

Available in the following colours:



White Powder Coated
Gloss



Bronze Powder Coated
Matt



Charcoal Powder Coated
Matt

We can supply nonstandard colours to meet your requirements.


Colour for illustrative purposes only.

Eagle Barrier Screens

Eagle Barrier Screens are the perfect solution to enhance views and airflow whilst maintaining security.

This robust system is custom made to ensure strength, integrity and an additional security barrier.

The industrial grade 304 stainless steel black mesh is both UV and corrosion resistant.



Available in the following colours:



White Powder Coated
Gloss



Bronze Powder Coated
Matt



Charcoal Powder Coated
Matt

We can supply nonstandard colours to meet your requirements.

Colour for illustrative purposes only.



Eagle Slatted Gate

Introducing semi private solutions to perfectly subdivide your outdoor space. Popular as backyard entrances, these evenly spaced slatted gates are available in both a vertical or horizontal option.

Ideal for visual screening with each slat being 76mm x 38mm, the gate comes standard with a lever handle and CISA Cylinder lock.

Versatile and durable, the contemporary style is very low maintenance and easy to install. Ultimately adding an architectural edge to your property at an affordable price.

Available in the following colours:



White Powder Coated
Gloss



Bronze Powder Coated
Matt



Charcoal Powder Coated
Matt

We can supply nonstandard colours to meet your requirements.

Colour for illustrative purposes only.



NATIONAL GLASS
DISTRIBUTION



+27(0)10 593 8400
info@natglass.co.za
www.natglass.co.za

